



DESCRIPTION

Compliance 
- In compliance with EN60598-2-3; EN60598-1; EN62031; EN55015; EN61547; EN 61000-3-2; EN 61000-3-3.

Mechanical information

Height	Width	Length	Weight	IP	IK	Area
660mm	530mm	530mm	11,5Kg	66	08	0,112 m²

Electrical characteristics

Voltage	Frequency	Cos φ	Insulation class	Operative Temp.
220-240V	50/60Hz	> 0,9	CL II 	-35... +40°C

- Classe I of insulation (on request).

Fixing
- Suspended (with male G3/4 or with clevis).

Materials
- Appliance in die-casting aluminium (UNI EN 1706) and aluminium plate.
- Extra-clear transparent flat glass (IK08 - EN 62262).
- Stainless steel fastening elements.
- Galvanized steel sheet.
- Heatsink in extruded aluminum.
- Brass connection.

Structure – Main components
- Tilting frame for access to the electric and optical auxiliary compartment.
- Silicone gasket between the upper and bottom frames.

Electrical auxiliaries
- Support plates for LED module and wiring easily removables.
- Plate wiring with appropriate space for auxiliary devices of remote management.
- Automatic electrical disconnecter when opening.
- Terminals for wires with a max. section of 2,5 mm².
- Input power cable with with waterproof membrane.

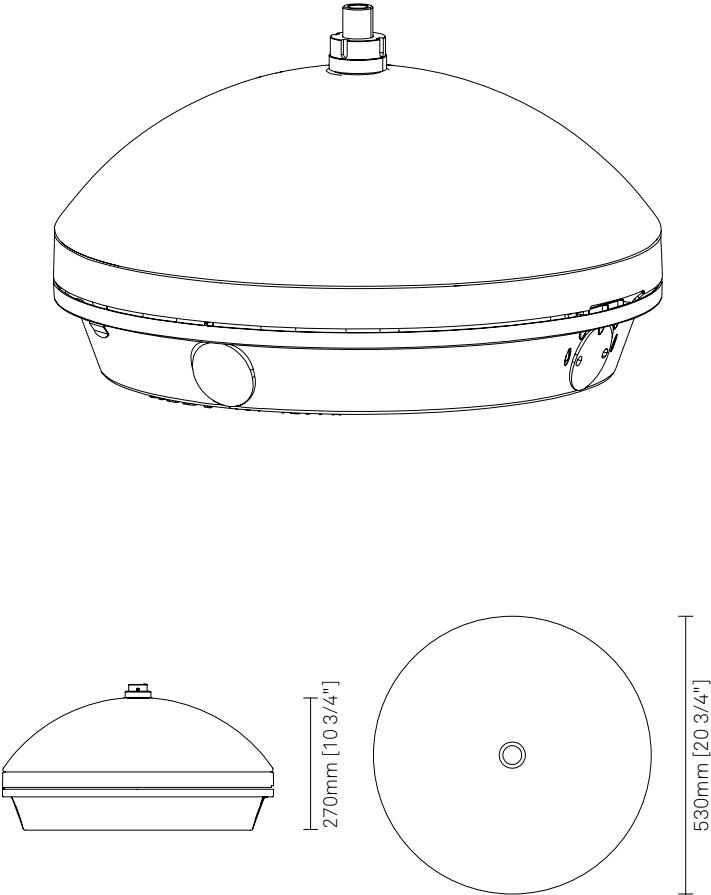
Operations and maintenance
- During maintenance operations no screw or component is separated from the structure.
- Replaceable components in full (complete cover of LED module, wiring plate with driver).
- Please refer to the installation and maintenance manual of the product.
- It is responsibility of the installer the correct installation and electric connection in accordance with applicable regulations.

Painting
- Standard colour: Neri Gray.
- Paint system (see specific technical sheet).

Code costruction
To create the complete code of the configuration, insert sequential parts of the code on the configuration of the:
xx - Optic
yyy - Luminous flux
zz - Driver
Example: **SN343L** xx yyy zz → SN343L171D302

Accessories
- Thight decorative ring (750 mm diameter): cod. 0006.083.
- Spaced decorative ring (750 mm diameter): cod. 0006.082.

DRAWINGS



DESCRIPTION

Optic

Cod. XX	Lighting distribution	LOR	IES Class
17	Roadways and mixed areas (Type IV)	100%	Full Cutoff
19	Roadways – Center road installation (Type I)	100%	Full Cutoff
20	Roadways – Side road installation (Type II)	100%	Full Cutoff
21	Roadways with sidewalk (Type III)	100%	Full Cutoff
22	Roadways with sidewalk (Type III)	100%	Full Cutoff
23	Pedestrian crossing	100%	Full Cutoff

- LOR: optical efficiency appliance due to the physical shielding.
- Refractive modular lens 2x2 in PMMA.
- High efficiency plastic reflector that enables the recovery of the reflection flow from the glass.
- Minimum installation height: 3.09 meters.
- Max installation height: over 15 meters.

Luminous flux

3000K	System*			LED module			
Cod. YYY	lm	W	lm/W	n.LED	mA	W	lm/W
1D7	12000	98.6	122	48	661	91.4	131
1D6	10500	84.6	124	48	566	77.7	135
1D5	9000	76.0	118	36	661	68.5	131
1D4	7500	59.9	125	36	535	54.9	137
1D3	6000	46.6	129	36	416	42.3	142

Luminous flux

4000K	System*			LED module			
Cod. YYY	lm	W	lm/W	n.LED	mA	W	lm/W
3D7	12000	93.3	129	48	625	86.2	139
3D6	10500	80.2	131	48	535	73.3	143
3D5	9000	71.1	127	36	625	64.6	139
3D4	7500	56.6	132	36	506	51.9	145
3D3	6000	44.3	135	36	394	40.0	150

- * The energetic values in the table are referred to the complete system.
- LED modules in compliance with EN62031.
 - Power LEDs module on printed circuit board with metal core plate.
 - NTC sensor on LED plate for control of dangerous temperatures.
 - Internal heatsink in extruded aluminum.
 - Estimated life (EN 62722-2-1, LM80 data): 100,000h L90B50 (Ta = 25°C). Nominal flux reduction Ta=40°C 95%.
 - Colour Rendering Index: Ra > 70.
 - Chromatic selection within 5 SDCM (5 ellipses of Mac Adam).
 - LED efficiency: > di 100 lm/W.
 - Photobiological risk (IEC/TR 62778): class RG1 to class RG2 at 3.18m from source.
 - Photobiological risk (EN62471): class RG0 over 4.15m.

Driver

Cod. ZZ	Driver functions
02	1-10V + NCL (Analogic control + Neri costant lumen)
04	AmpDim + NCL (Flux regulator + Neri costant lumen)
06	DALI + NCL (Digital control + Neri costant lumen)
14	NVL6H + NCL (autodimming -30% x 6h + Neri costant lumen)

- Programmable electronic power supply with auto self diagnostics functions.
- Standard surge protection for differential/common mode 6kV/10kV (CL I, CL II) and 10kV/10kV (CL I, CL II) in presence of additional protections (on demand).
- Estimated life B10 at 100,000 h.

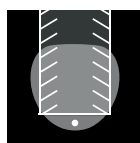
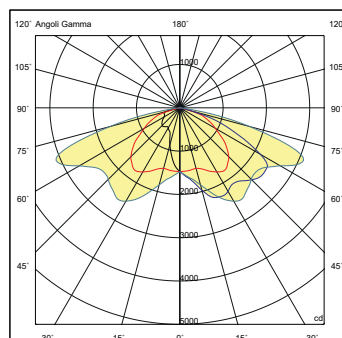
Code construction

- To create the configuration code, insert sequential parts of the code of the optical configuration (XX) + LED module (YYY) + power supply functions (ZZ), to be added to the base code of the light fixture.

PHOTOMETRIC CURVES

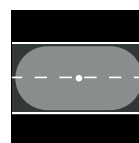
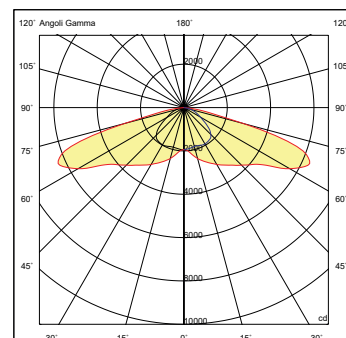
Type IV (NLG 17)

Roadways and mixed areas



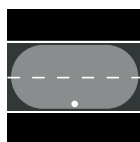
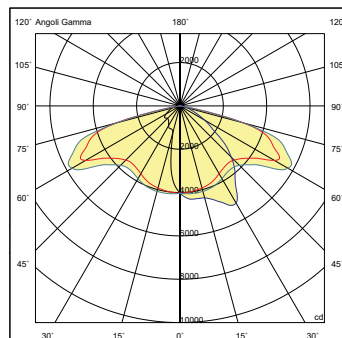
Type I (NLG 19)

Roadways – Center road installation



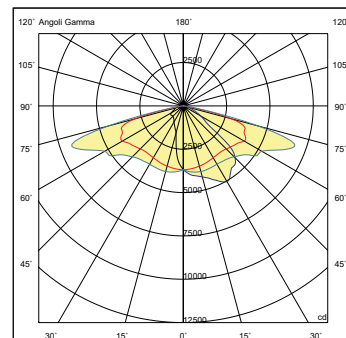
Type II (NLG 20)

Roadways – Side road installation



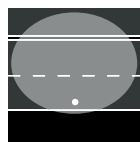
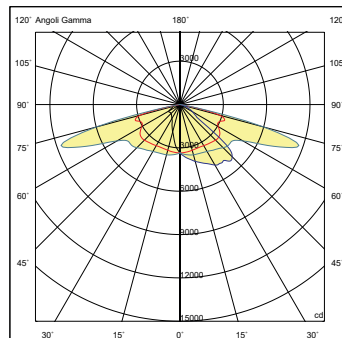
Type III (NLG 21)

Roadways with sidewalk



Type III (NLG 22)

Roadways with sidewalk



Optica mod. 23

Pedestrian crossing

